


















































# Hydra Tower

## COMPANION PLANTING GUIDE

MAIN HYDROPONIC CROP		COMPANION PLANTS					
	<b>LETTUCE</b>						
	<b>TOMATOES</b> (Compact/Cherry)						
	<b>HERBS</b> (Basil, Mint, Cilantro)						
	<b>PEPPERS</b> (Compact/Chili)						
	<b>STRAWBERRIES</b>						
	<b>CUCUMBERS</b> (Bush Variety)						
	<b>KALE &amp; SWISS CHARD</b>						
	<b>BUSH BEANS</b>						

# Hydra Tower Companion Planting Guide

## Lettuce



Lettuce is a fantastic, fast-growing staple that pairs perfectly with herbs like basil, dill, and mint, which help mask the greens from common pests like aphids. Because lettuce has relatively shallow root systems and thrives in cooler conditions, it is best placed at the **top to middle** of the tower. Placing it here ensures its smaller roots won't clog the upper water distribution, and if placed just below larger plants, it can benefit from partial shade to prevent it from bolting (going to seed) too early in warm grow rooms.

## Tomatoes (Compact/Cherry)



Tomatoes benefit immensely from being planted near basil, which is known to naturally deter spider mites and whiteflies while supposedly enhancing the tomatoes' flavor. Marigolds and nasturtiums act as excellent pest-detering neighbors as well. Tomatoes should strictly be placed at the **bottom** of the tower. They develop massive, thirsty root systems that can easily clog water flow to lower plants if placed too high, and their heavy, fruiting branches need the structural support of the lower base or an external light cage to prevent the tower from becoming top-heavy.

## Herbs (Basil, Mint, Cilantro)



Aromatic herbs are the ultimate hydroponic guardians; their strong essential oils confuse and deter pests, creating a protective bubble for more vulnerable plants like lettuce and strawberries nearby. These should generally be placed at the **top to middle** of the tower. This allows them to receive plenty of light to develop their crucial oils. *\*Note: Mint has highly aggressive runners and roots, so keeping it in the upper tiers prevents it from strangling the root zones of plants below it.\**

## Peppers (Compact/Chili)



Like tomatoes, peppers share similar higher-nutrient requirements and benefit greatly from pest-masking companions like basil, nasturtiums, and marigolds to keep aphids away. Leafy greens like Swiss chard make good space-filling neighbors that won't compete for the same canopy light. Peppers are best suited for the **middle to bottom** tiers. They grow into sturdy, bushy plants that can cast shade, and their larger root masses are better accommodated lower down where they won't restrict the internal plumbing.

## Strawberries



Strawberries thrive alongside leafy greens like lettuce and spinach, which share a similar nutrient preference, while thyme helps keep pests at bay. Borage is also a classic companion that attracts vital pollinators if your tower is located outdoors or in a greenhouse. Strawberries are uniquely suited for the **top to middle** tiers. Placing them higher up keeps their delicate dangling fruit away from the moisture splashing near the bottom reservoir (preventing rot) and ensures they get the unobstructed light needed to ripen sweet berries.

## Cucumbers (Bush Variety)



Even compact bush cucumbers are heavy feeders that pair exceptionally well with legumes like bush beans and peas. Aromatic companions like dill and nasturtiums are highly recommended to deter cucumber beetles and aphids. Cucumbers absolutely belong at the **very bottom** of the tower. They have extensive root systems and long, sprawling vines; planting them at the base allows their heavy vines to safely cascade down over the reservoir or be trained up an external trellis without suffocating the rest of your tower.

## Kale & Swiss Chard



These hardy, large-leafed greens share similar vegetative nutrient needs with herbs and beans. Pairing them with strong-smelling herbs like mint, dill, sage, and rosemary provides a natural defense against common leaf-eating pests like caterpillars and aphids. Because kale and chard produce wide, umbrella-like leaves as they mature, they should be placed in the **middle to bottom** tiers. If placed too high, their massive leaves will completely block the light from reaching the smaller plants below them.

## Bush Beans



Bush beans are relatively compact, fast-growing producers that share a happy neighborhood with cucumbers, strawberries, and celery. Summer savory is a traditional companion herb that naturally deters bean beetles and is said to encourage strong growth. Bush beans should be planted in the **middle to bottom** sections of the tower. They tend to bush outward significantly, so placing them lower gives them the lateral room they need to expand without overshadowing delicate herbs and greens placed higher up. -